

2021 NEIGHBORHOOD HOUSE HEAD START ANNUAL REPORT

PROGRAM INFORMATION

In 2021, over 696 children and families were served, including 404 in Early Head Start (both Home Based and Center Based) and 292 in Head Start preschool.

ELIGIBLE CHILDREN



96% IN PRESCHOOL
95% IN EARLY HEAD START

MONTHLY ENROLLMENT



80% AVERAGE IN PRESCHOOL*
81% AVERAGE IN EARLY HEAD START*

DENTAL SCREENING



82% OF PRESCHOOL
92% OF EARLY HEAD START CHILDREN

MEDICAL SCREENING



82% OF PRESCHOOL
89% OF EARLY HEAD START CHILDREN

Federal Review & Audit

Neighborhood House's most recent federal review was a review of Head Start and Early Head Start programs conducted from 7/11/2022-7/15/2022. This was a focus area 2 review. Most comprehensive review. There were no findings. Neighborhood House's 2021 audit was completed on June 16, 2022 by Jacobson and Jarvis. There were no findings. The most recent audited financial statements is also attached.

* As a percentage of funded enrollment

PROGRAM SUMMARY

SCHOOL READINESS

Our main educational goal prepare children & families to successfully transition to elementary school. We prepare children by:



Analyzing data quarterly to inform teaching and home visiting practices & assess each child's progress towards their individual learning goals.



Parents engaged in virtual meetings with teachers and home visitors to discuss and plan for children's unique strengths and learning goals.



Partnered with local schools to coordinate virtual parent meetings for kindergarten readiness to ease family transition to the new school. We worked with community partners to ensure children with developmental concerns were identified.

Parent & Family Engagement

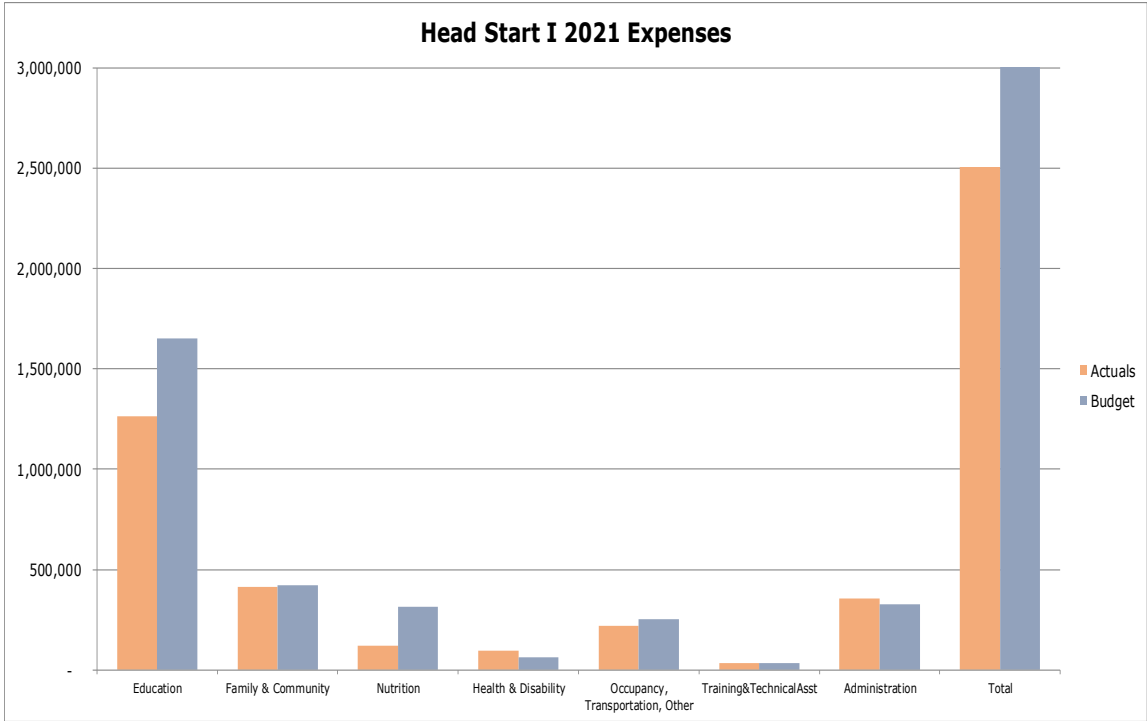
Parents in our program receive individualized family support services, kindergarten transition support, and referral to community resources. We also offer a range of opportunities for parents to engage in their child's learning & education. In 2021 our parents participated in:

Early Head Start Socializations || Policy Council Meetings & Leadership Training || Neighborhood House Board of Trustees || Parent Meetings || Individual Education Plans || Individualized Health Plans | Health Services Advisory Committee || Family Health and Wellness Training || Family Goal Setting || Research Based Parenting Classes

FINANCIALS

HEAD START I

HSI Revenue	Actuals
HS Grant	2,488,603
In-Kind Rev	811
USDA	156
Other Rev/Contributions	<u>14,249</u>
Total Revenue	2,503,819

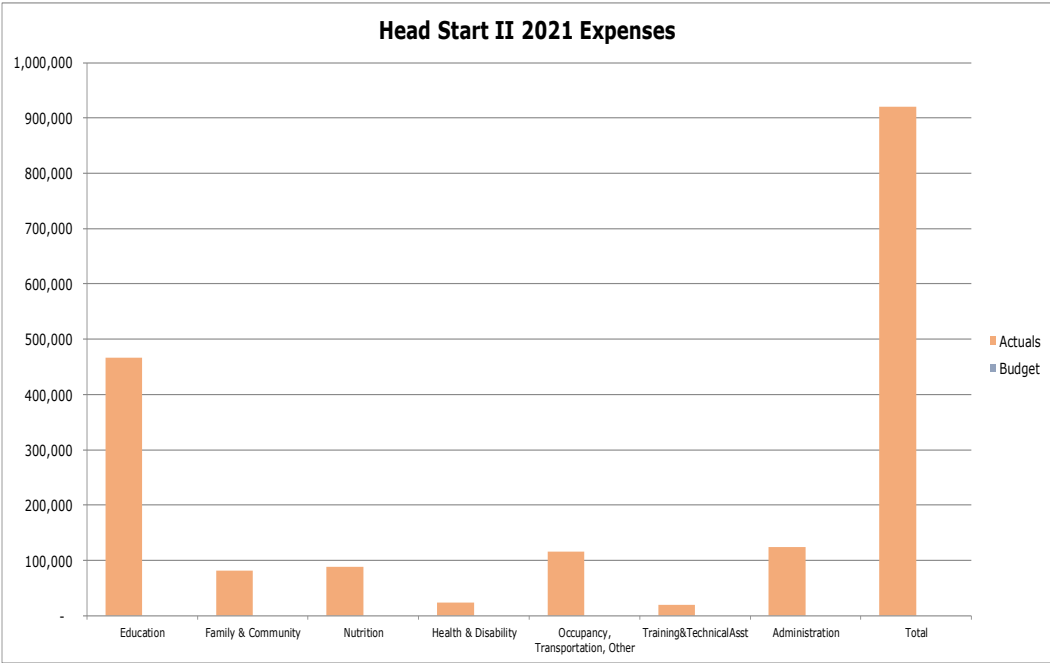


*A printed copy of this annual report is available to the public upon request.

FINANCIALS

HEAD START II

HS2 Revenue	Actuals
HS Grant	920,441
In-Kind Rev	176
USDA	-
Other Rev/Contributions	-
Total Revenue	920,617

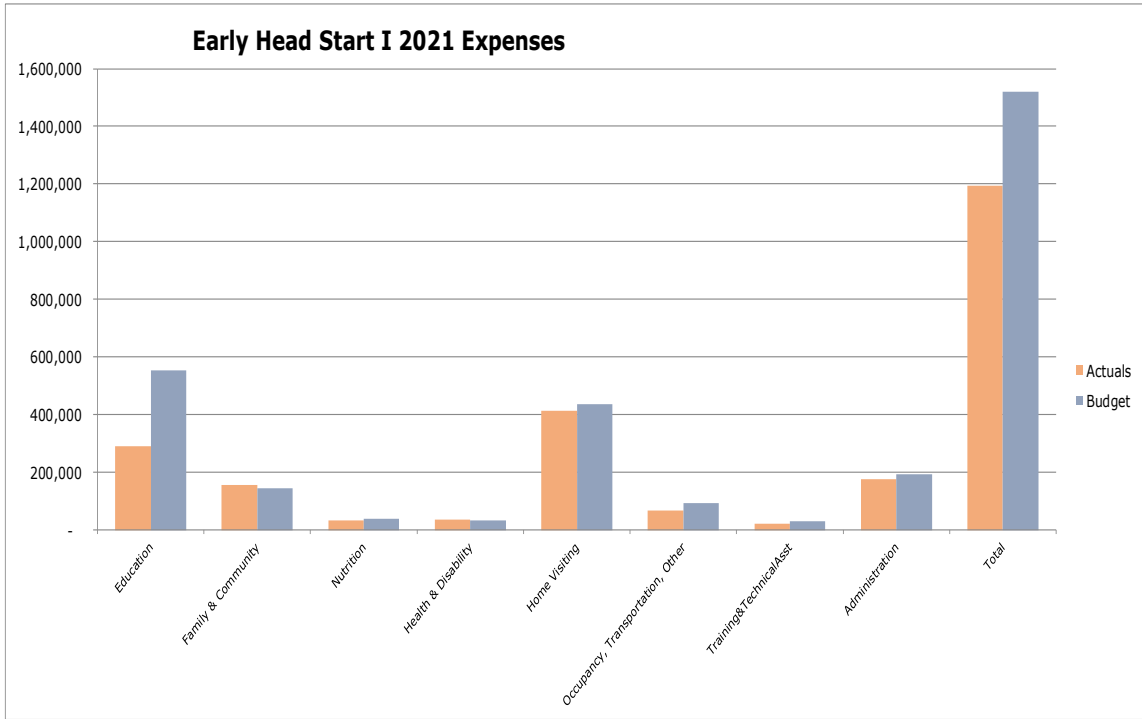


*A printed copy of this annual report is available to the public upon request.

FINANCIALS

EARLY HEAD START I

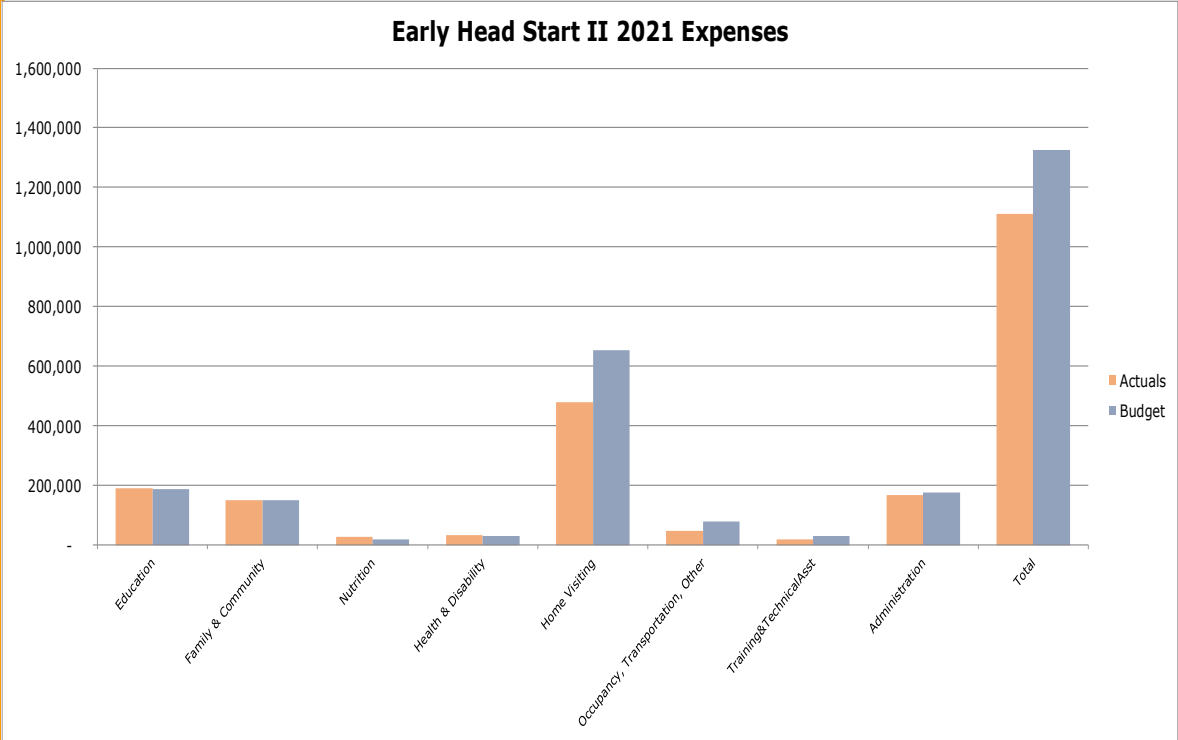
EHS I Revenue	Actuals
EHS I Grant	1,192,596
In-Kind Rev	42
USDA	-
Other Rev/Contributions	-
Total Revenue	1,192,638



FINANCIALS

EARLY HEAD START II

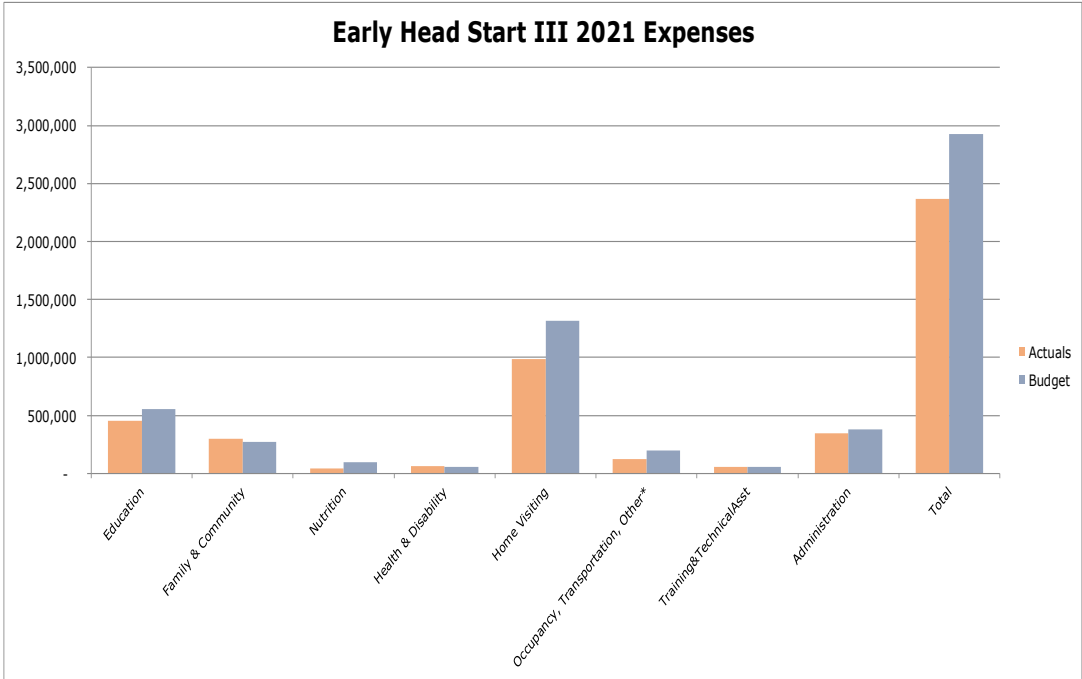
EHS II Revenue	Actuals
EHS II Grant	1,110,640
In-Kind Rev	1,020
USDA	-
Other Rev/Contributions	-
Total Revenue	1,111,660



FINANCIALS

EARLY HEAD START III

EHS III Revenue	Actuals
EHS III Grant	2,364,156
In-Kind Rev	71
USDA	-
Other Rev/Contributions	-
Total Revenue	2,364,227

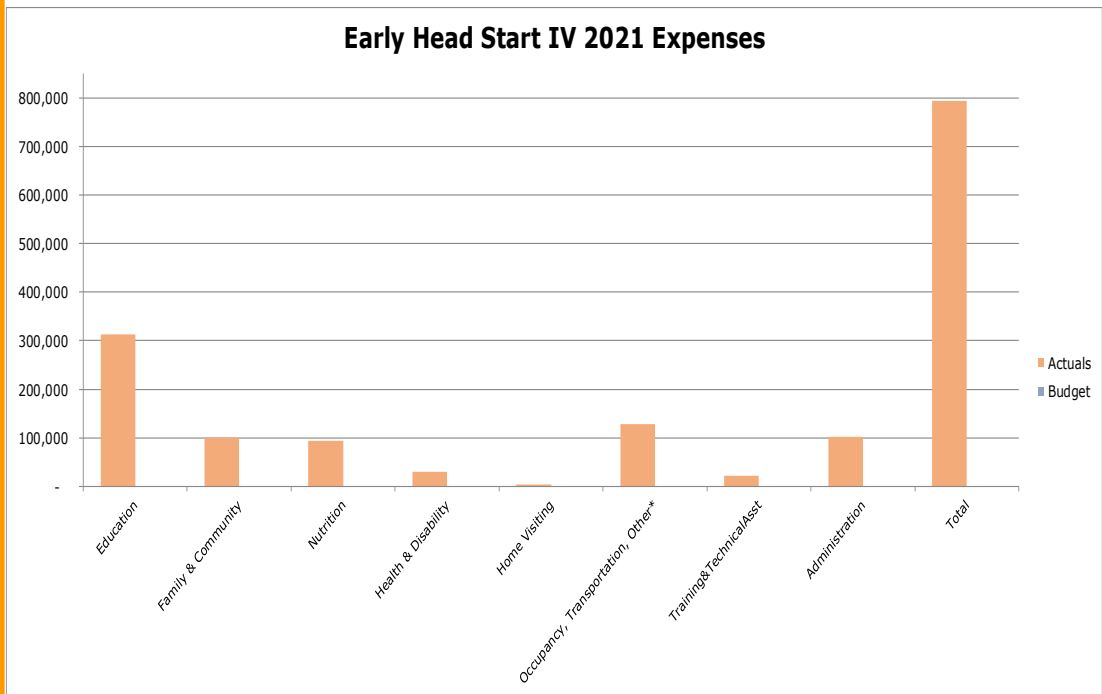


*A printed copy of this annual report is available to the public upon request.

FINANCIALS

EARLY HEAD START IV

EHS IV Revenue	Actuals
EHS III Grant	793,847
In-Kind Rev	432
USDA	-
Other Rev/Contributions	-
Total Revenue	794,279



*A printed copy of this annual report is available to the public upon request.