

ANNUAL REPORT

Program Information

In 2018, over 844 children and families were served, including 374 in Early Head Start and 470 in Head Start.

- ELIGIBLE CHILDREN SERVED -



92.3% IN PRESCHOOL
95% IN EARLY HEAD START

- MONTHLY ENROLLMENT -



100% AVERAGE IN PRESCHOOL*
100% AVERAGE IN EARLY HEAD START*

- DENTAL EXAMS -



96.8% OF PRESCHOOL
91.3% OF EARLY HEAD START CHILDREN

- MEDICAL EXAMS -



96.3% OF PRESCHOOL
92% OF EARLY HEAD START CHILDREN

Federal Review & Audit

Neighborhood House's most recent federal review was an onsite monitoring review conducted from 03/19/2019-03/22/2019 of our Early Head Start program. This resulted in one area of non-compliance. Neighborhood House's audit was completed on June 20, 2019 by Jacobson and Jarvis. There were no findings. The most recent audited financial statements can be found [here](#).

* As a percentage of funded enrollment



School Readiness

Our main educational goal is to close the achievement gap and prepare children & families to successfully transition to elementary school. We begin preparing children for kindergarten as soon as they start our program by:



Measuring progress towards School Readiness Goals in each of the five domain areas to help children become Kindergarten ready.



Analyzing data quarterly to inform teaching practices & assess each child's progress towards their individual learning goals.



Having teacher/parent home visits & meetings throughout the year to discuss progress & ways to support learning at home.



Hosting an annual Data Carousel event to engage parents and community in giving feedback on how the program is supporting school readiness for children.



Partnering with local elementary schools to coordinate curriculum, visit classrooms, share data & ease family transition to the new school.

Parent & Family Engagement

Parents in our program receive individualized family support services, kindergarten transition support & connections to community resources. We also offer a range of opportunities for parents to engage in their child's learning & education. In 2018 our parents participated in:

Preschool & Toddler Classroom Activities || Early Head Start Socializations || Policy Council Meetings & Leadership Training || Neighborhood House Board of Trustees || Parent Center Meetings || Individual Education Plans || Family Meet-Ups at the Zoo/Aquarium || Health Services Advisory Committee || Family Health and Wellness Training || Visits from Community Partners || Family Goal Setting || Research Based Parenting Classes || Kindergarten Field Trips



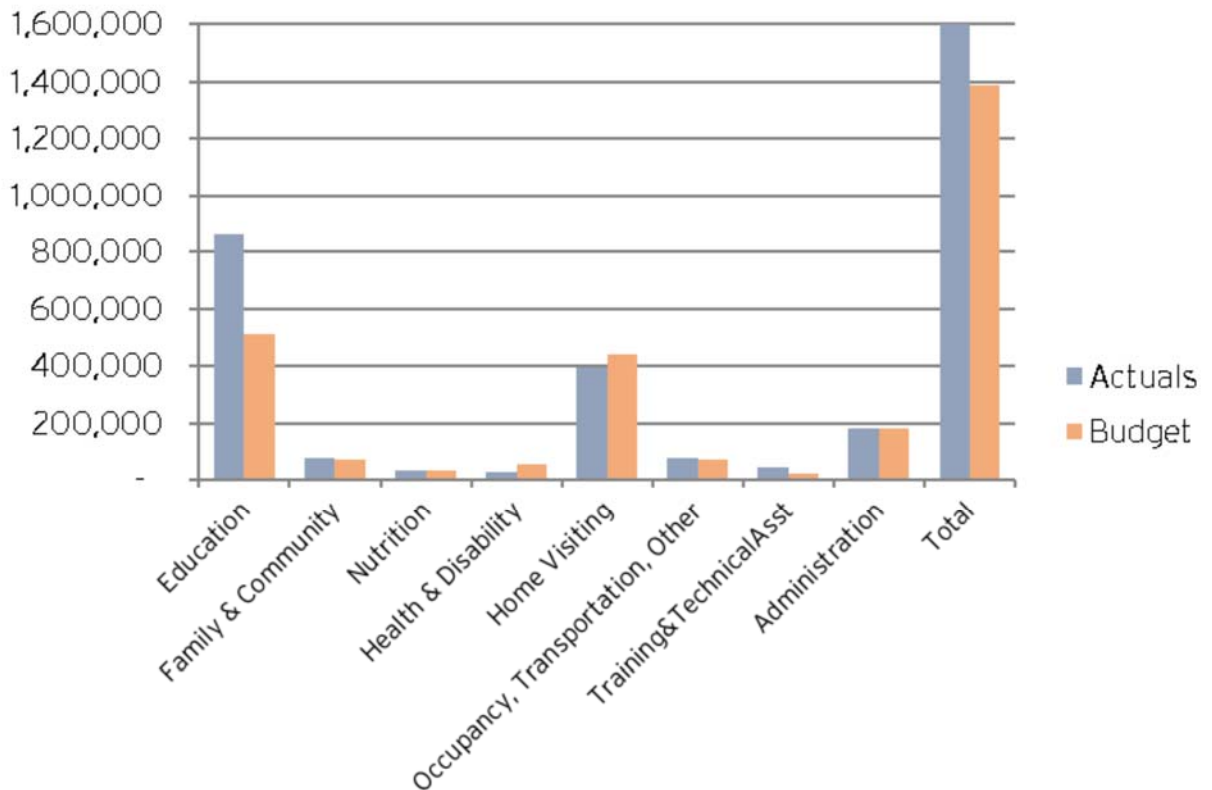
Neighborhood
House

Early Head Start I

2018 REVENUE

EHS I Grant	\$1,050,429
In-Kind Revenue	\$648,829
USDA	\$12,282
Other Revenue/Contributions	\$237
Total	\$1,708,777

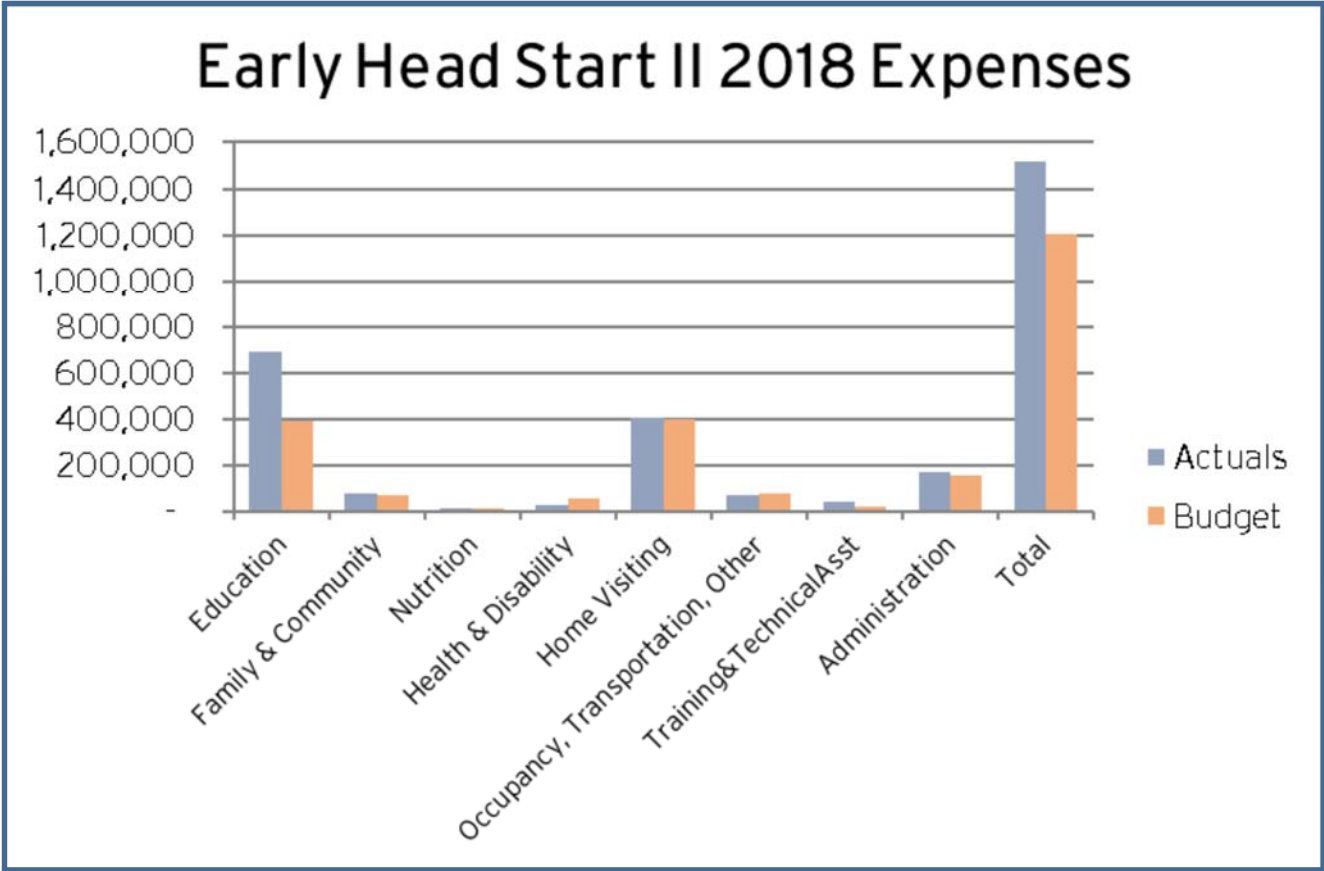
Early Head Start I 2018 Expenses



Early Head Start II

2018 REVENUE

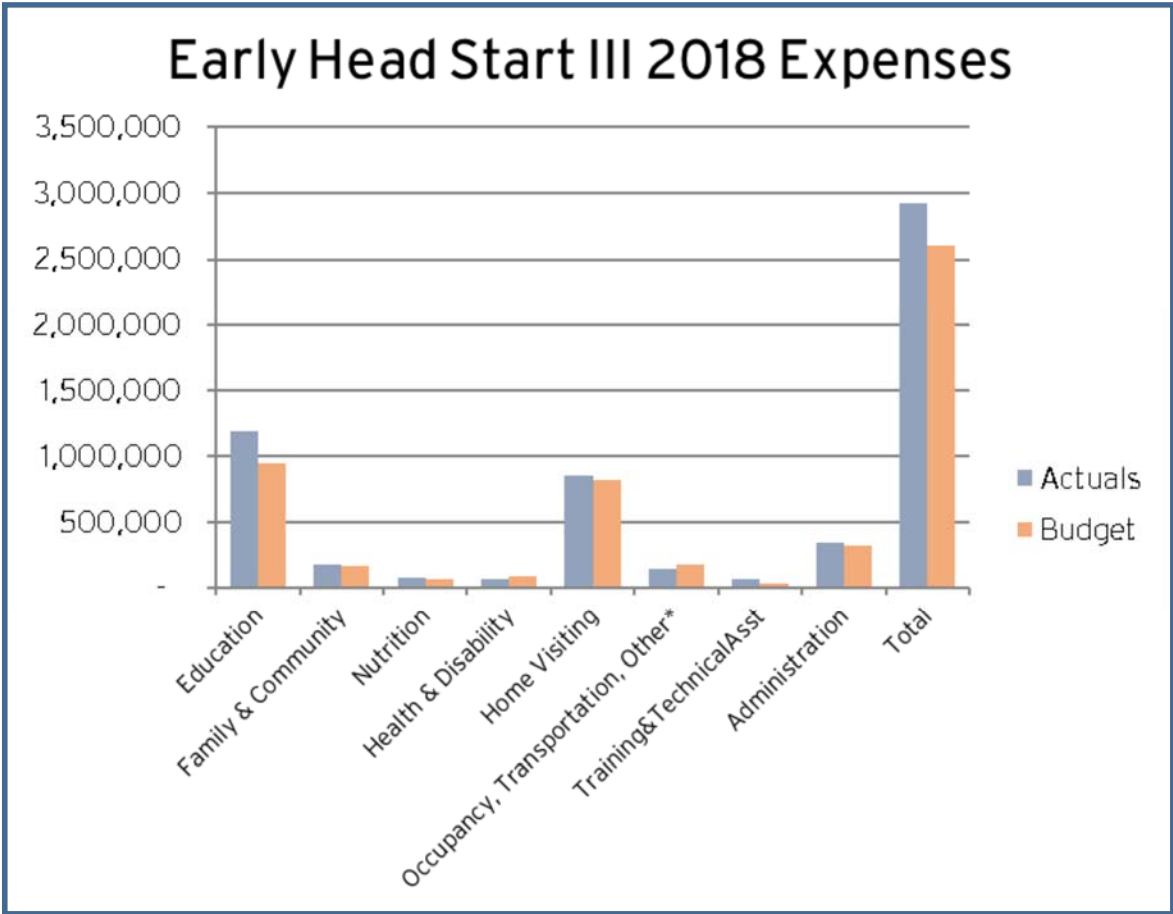
EHS II Grant	\$970,411
In-Kind Revenue	\$541,341
USDA	\$3,654
Other Revenue/Contributions	-
Total	\$1,515,406



Early Head Start III

2018 REVENUE

EHS III Grant	\$2,009,233
In-Kind Revenue	\$895,554
USDA	\$18,840
Other Revenue/Contributions	\$696
Total	\$2,924,323



Head Start

2018 REVENUE

Head Start Federal Grant	\$1,849,429
In-Kind Revenue	\$774,622
USDA	\$95,476
Other Revenue/Contributions	\$10,100
Total	\$2,729,627

