

# ANNUAL REPORT

## Program Information

**In 2017, over 784 children and families were served, including 469 in Early Head Start and 315 in Head Start.**

### - ELIGIBLE CHILDREN SERVED -



**91% IN PRESCHOOL  
95% IN EARLY HEAD START**

### - MONTHLY ENROLLMENT -



**99% AVERAGE IN PRESCHOOL\*  
98% AVERAGE IN EARLY HEAD START\***

### - DENTAL EXAMS -



**91.9% OF PRESCHOOL  
70% OF EARLY HEAD START CHILDREN**

### - MEDICAL EXAMS -



**91.9% OF PRESCHOOL  
90.6% OF EARLY HEAD START CHILDREN**

### Federal Review & Audit

Neighborhood House's most recent federal reviews was an onsite review conducted from 11/01/2016—11/03/2016 in preschool center-based classrooms using the Pre-K Classroom Assessment Scoring System. This resulted in no areas of non-compliance. Neighborhood House's audit was completed in June 21, 2018 by Jacobson and Jarvis. There were no findings. The most recent audited financial statements can be found [here](#).

**\* As a percentage of funded enrollment**



Neighborhood  
House

## School Readiness

**Our main educational goal is to close the achievement gap and prepare children & families to successfully transition to elementary school. We begin preparing children for kindergarten as soon as they start our program by:**



Measuring progress towards School Readiness Goals in each of the five domain areas to help children become Kindergarten ready.



Analyzing data quarterly to inform teaching practices & assess each child's progress towards their individual learning goals.



Having teacher/parent home visits & meetings throughout the year to discuss progress & ways to support learning at home.



Hosting an annual Data Carousel event to engage parents and community in giving feedback on how the program is supporting school readiness for children.



Partnering with local elementary schools to coordinate curriculum, visit classrooms, share data & ease family transition to the new school.

## Parent & Family Engagement

**Parents in our program receive individualized family support services, kindergarten transition support & connections to community resources. We also offer a range of opportunities for parents to engage in their child's learning & education. In 2016 our parents participated in:**

Head Start classroom activities || Early Head Start socializations & events || Policy Council || Neighborhood House Board of Trustees || Parent Center meetings || parent trainings || Health Services Advisory Committee || Personnel Committee || School Readiness Committee || Self Assessment || Family Engagement Committee || Family Goals

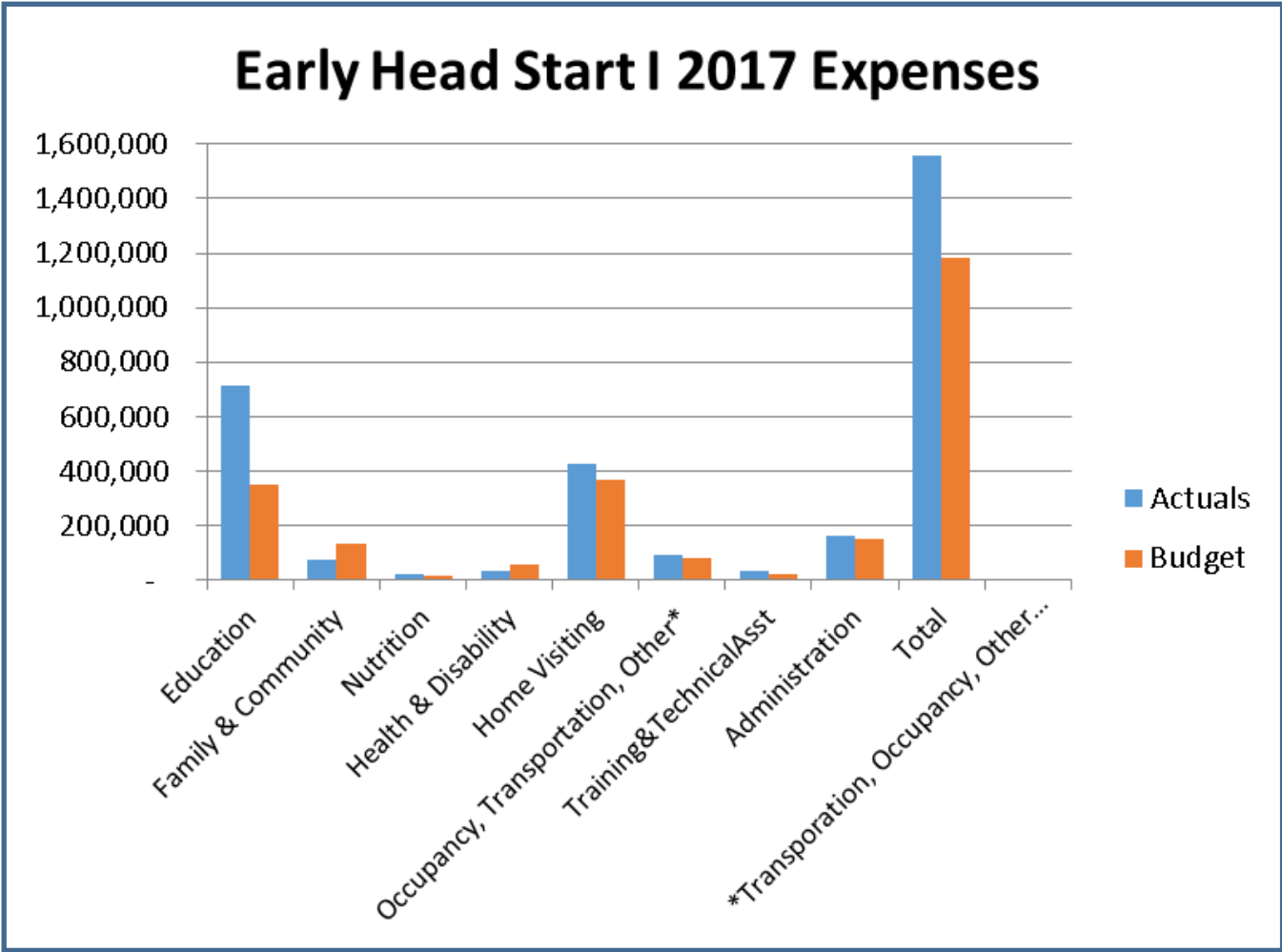


Neighborhood  
House

## Early Head Start I

### 2017 REVENUE

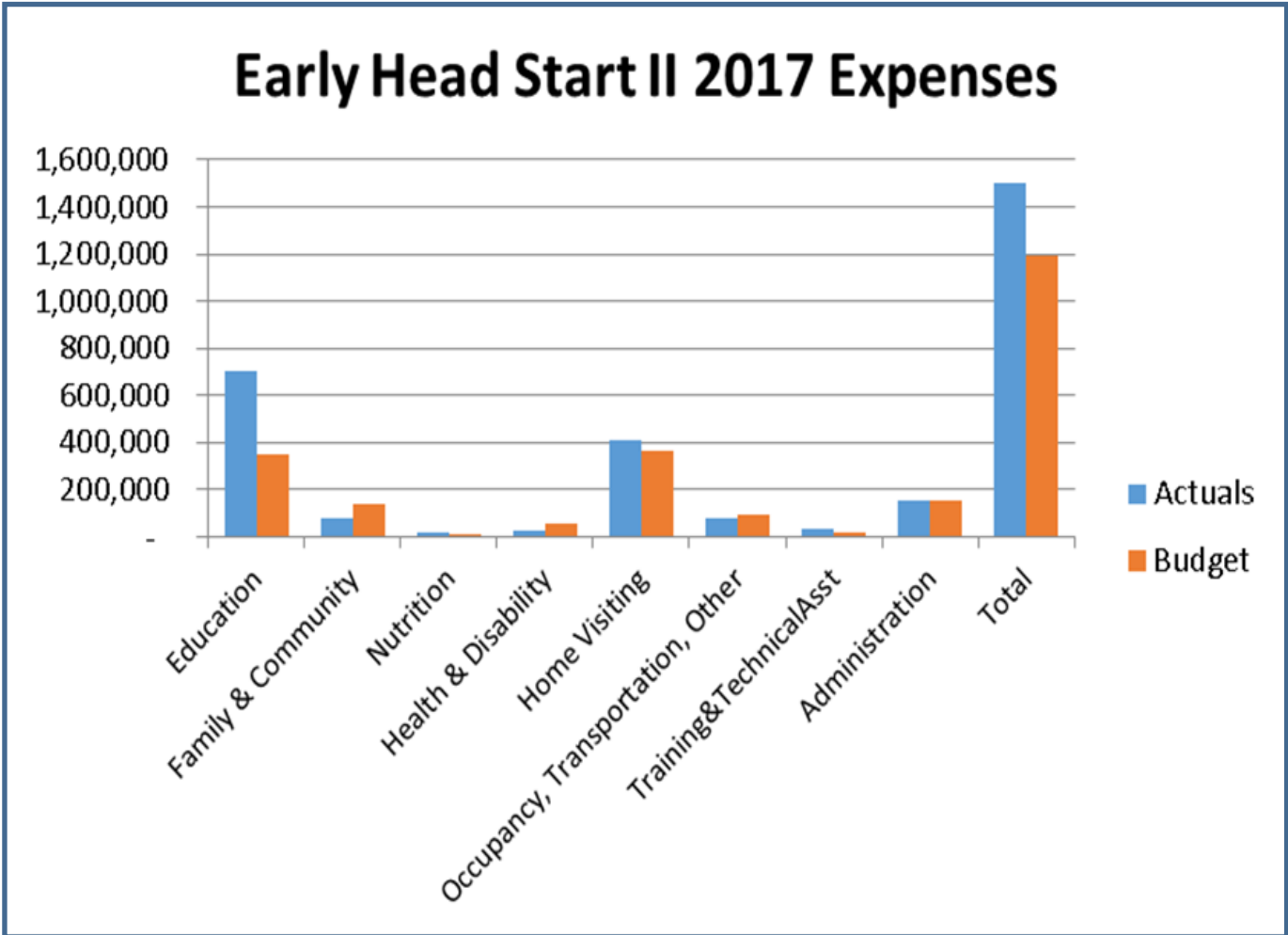
EHS I Grant	\$1,017,790
In-Kind Revenue	\$528,881
USDA	\$10,227
Other Revenue/Contributions	\$163
<b>Total</b>	<b>\$1,557,061</b>



## Early Head Start II

### 2017 REVENUE

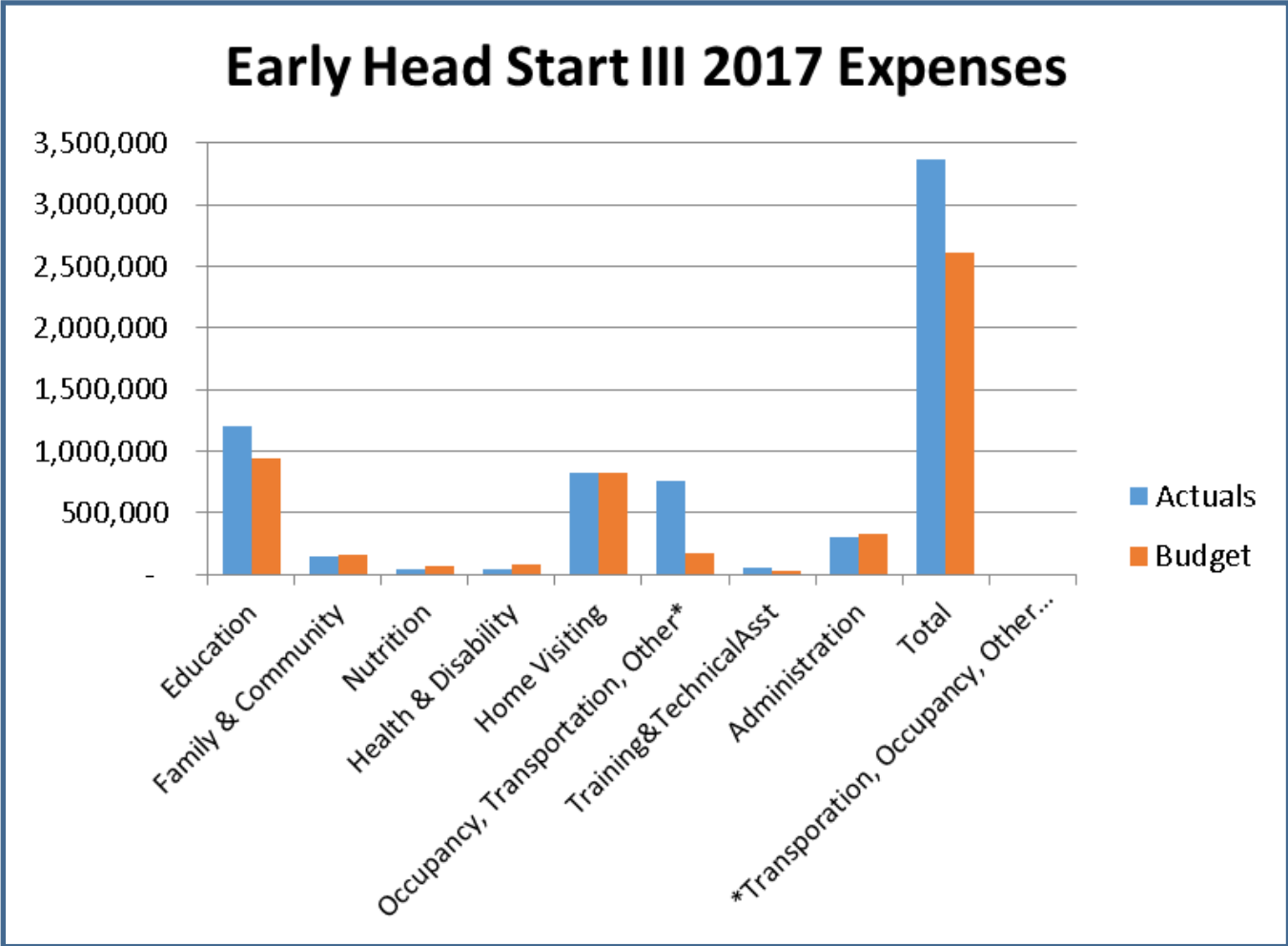
EHS II Grant	\$947,320
In-Kind Revenue	\$541,493
USDA	\$11,947
Other Revenue/Contributions	-
<b>Total</b>	<b>\$1,500,760</b>



## Early Head Start III

### 2017 REVENUE

EHS III Grant	\$2,501,466
In-Kind Revenue	\$846,596
USDA	\$14,872
Other Revenue/Contributions	-
<b>Total</b>	<b>\$3,362,934</b>



## Head Start

### 2017 REVENUE

Head Start Federal Grant	\$1,774,169
In-Kind Revenue	\$981,887
USDA	\$86,569
Other Revenue/Contributions	\$28,182
<b>Total</b>	<b>\$2,870,807</b>

